

CROWN

# TSP 7000 SERIES

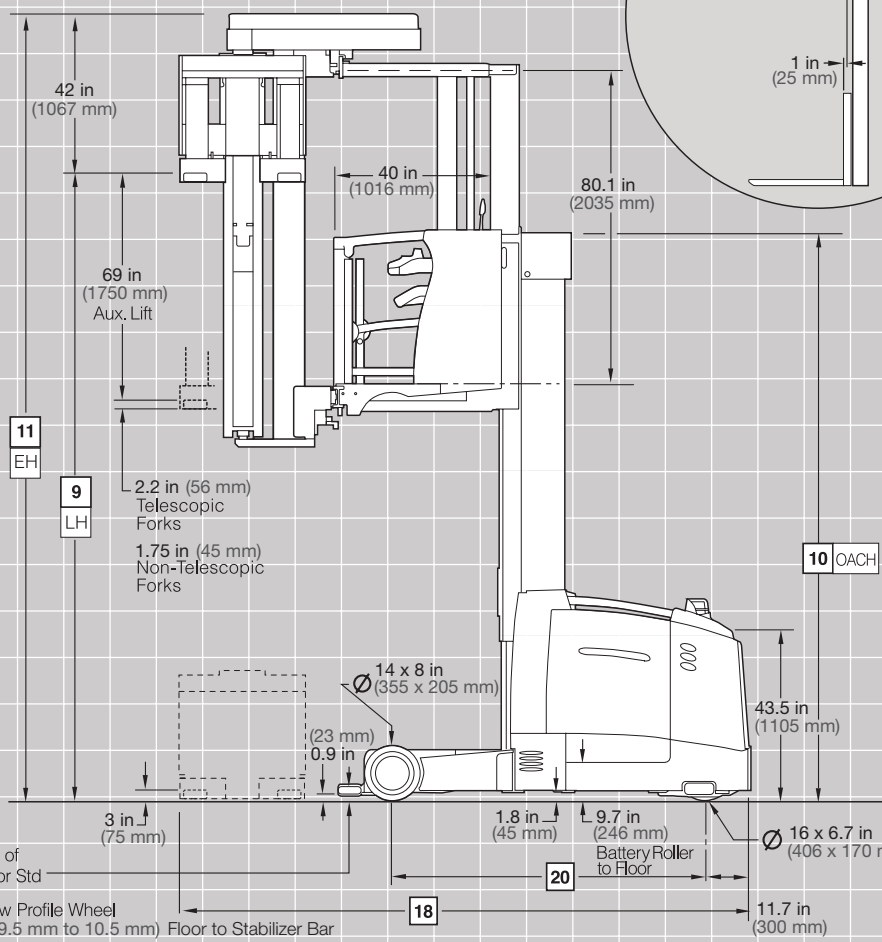
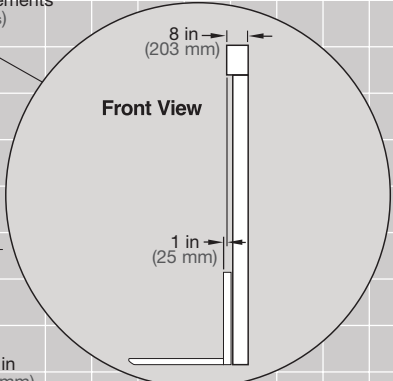
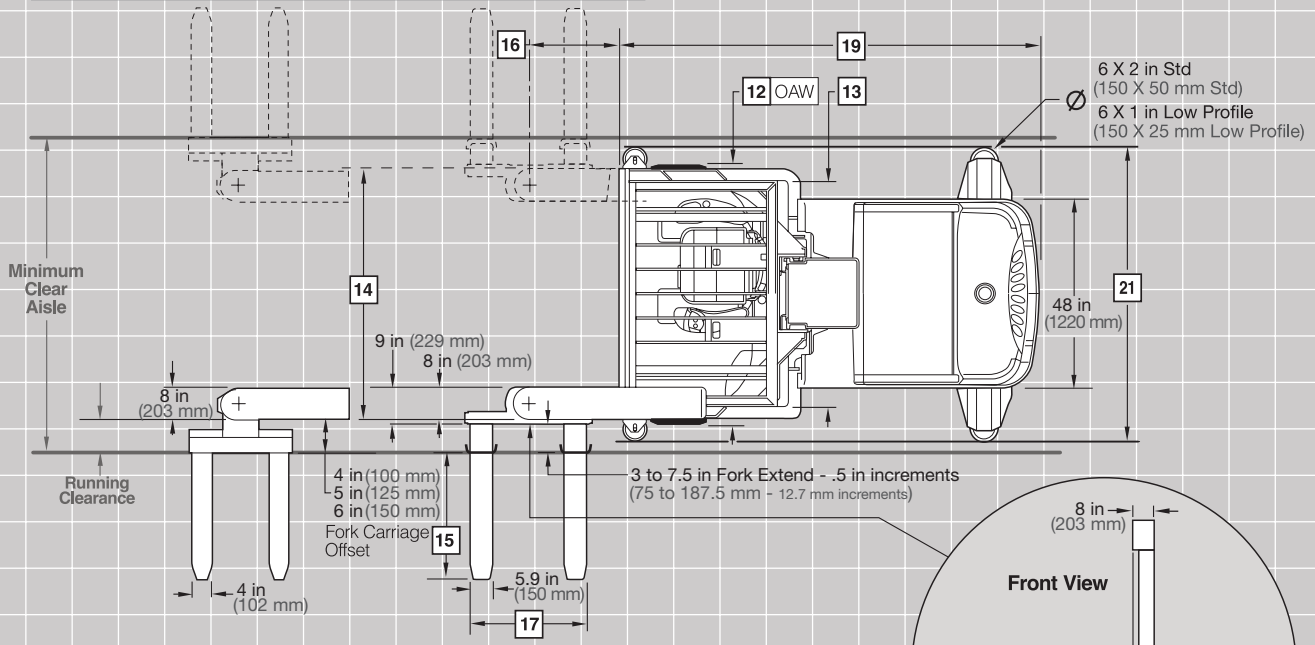
## Profile Sheet

Turret Stockpicker



# TSP 7000 Series

	Non-Telescopic Forks	Telescopic Forks
Minimum Clear Aisle	Pallet Length + 8" (203 mm) + Fork Carriage Offset + Running Clearance + Running Clearance	Pallet Length + 9" (229 mm) + Running Clearance + Running Clearance
Running Clearance	Forks Carriage Offset	Fork Extend + 1" (25 mm)



# TSP 7000 Series

TN/TF Mast			Imperial		Metric	
General Information	1	Manufacturer	Crown Equipment Corporation			
	2	Model	TSP7000-33			
	3	Load Capacity, Max*	24" (610 mm) Load Center	lb kg	3300	1500
	4	Power	Electric			
	5	Operator Type	Sit / Stand Rider			
	6	Tire Type	Load / Drive			
	7	Wheels	Load / Drive			
	8	Truck Weight	Less Battery	lb kg	13,500 – 16,000	6125 – 7035
Dimensions	9	Lift Height	(LH) See Mast Chart			
	10	Overall Collapsed Height	(OACH) See Mast Chart			
	11	Extended Height	(EH) See Mast Chart			
	12	Overall Width (Load Wheel)	(OAW) 1" (25.4 mm) increments		48 – 83	1220 – 2110
	13	Platform Width		in mm	48, 52, 58	1220, 1320, 1475
	14	Traverse Frame Width	48" (1220 mm) Platform	in mm	48, 49, 50, 51	1220, 1245, 1270, 1295
			52" (1320 mm) Platform	in mm	52, 53, 54, 55, 56†, 57†	1320, 1345, 1370, 1395, 1420†, 1450†
			58" (1475 mm) Platform	in mm	58, 59, 60, 61, 62†, 63†	1475, 1500, 1525, 1550, 1575†, 1600†
			64" (1625 mm) Platform ††	in mm	64, 65, 66, 67, 68, 69	1625, 1650, 1675, 1700, 1725, 1750
	15	Fork Length	Telescopic L x W x T	in mm	36, 37.4, 42, 45.3, 48, 54 x 5.9 x 2.25	915, 950, 1070, 1150, 1220, 1370 x 150 x 56
			Non-Telescopic L x W x T	in mm	30, 36, 37.4, 42, 45.3, 48 x 4 x 1.75	760, 915, 950, 1070, 1150, 1220, x 100 x 45
	16	Load Handler Length	Standard	in mm	23 or 27	585 or 685
			Optional	in mm	30, 33, 36, 39, 42, 45, 48, 51, 54	760, 840, 915, 990, 1070, 1143, 1220, 1295, 1370
	17	Outside Fork Spread	See Fork Spread Chart Below			
	18	Overall Length (With 23", 585 mm Load Handler)	"A" Battery Compartment	in mm	145.0	3685
			"B" Battery Compartment	in mm	148.4	3770
			"C" Battery Compartment	in mm	154.1	3915
"D" Battery Compartment			in mm	160.7	4080	
19	Headlength	"A" Battery Compartment	in mm	107.0	2720	
		"B" Battery Compartment	in mm	110.4	2805	
		"C" Battery Compartment	in mm	116.1	2950	
		"D" Battery Compartment	in mm	122.7	3115	
20	Wheelbase	"A" Battery Compartment	in mm	80.1	2035	
		"B" Battery Compartment	in mm	83.5	2120	
		"C" Battery Compartment	in mm	89.2	2265	
		"D" Battery Compartment	in mm	95.8	2435	
21	Width Across Guide Roller	.25" (6.35 mm) increments		1.25 – 8.75 (32 – 222) greater than OAW, Item 12		
27	Battery	See Battery Chart				
28	Brakes	Drive Unit Quantity		1		
		Brake Type		Mechanically Applied, Electrically Released		

\* Capacity at height will be subjected to derating. Consult the factory for exact values.

† A 2" (50 mm) bolt on platform extension is added to both sides of the platform.

†† Actual platform is 58" (1475 mm) wide with a 3" (75 mm) welded platform extension on each side. Resulting platform width is 64" (1625 mm).

TN/TF Mast			Fork Spread							
17	Outside Fork Spread	Load Handler	Carriage Width		Telescopic		Non-Telescopic			
			23" – 54" (585 – 1370)	in mm	30	760	21.5 – 30	545 – 760	15 – 30	380 – 760
			29" – 54" (735 – 1370)	in mm	42	1065	33.5 – 42	850 – 1065	15 – 42	380 – 1065
			35" – 54" (890 – 1370)	in mm	54	1370	45.5 – 54	1155 – 1370	15 – 54	380 – 1370

# TSP 7000 Series

TT Mast				Imperial	Metric	
General Information	1	Manufacturer	Crown Equipment Corporation			
	2	Model	TT Mast	TSP7000-33		
	3	Load Capacity, Max*	24" (610 mm) Load Center	lb kg	3300	1500
	4	Power	Electric 72 / 80 Volt			
	5	Operator Type	Sit / Stand Rider Turret Stockpicker			
	6	Tire Type	Load / Drive Poly / Vulkollan			
	7	Wheels	Load / Drive 2 / 1			
	8	Truck Weight	Less Battery	lb kg	14,500 – 20,700	6580 – 9390
Dimensions	9	Lift Height	(LH)	See Mast Chart		
	10	Overall Collapsed Height	(OACH)	See Mast Chart		
	11	Extended Height	(EH)	See Mast Chart		
	12	Overall Width (Load Wheel)	(OAW)	1" (25.4 mm) increments	48 – 83	1220 – 2110
	13	Platform Width		in mm	48, 52, 58	1220, 1320, 1475
	14	Traverse Frame Width	48" (1220 mm) Platform (Pf)	in mm	48, 49, 50, 51	1220, 1245, 1270, 1295
			52" (1320 mm) Pf	in mm	52, 53, 54, 55, 56†, 57†	1320, 1345, 1370, 1395, 1420†, 1450†
			58" (1475 mm) Pf	in mm	58, 59, 60, 61, 62†, 63†	1475, 1500, 1525, 1550, 1575†, 1600†
			64" (1625 mm) Pf ††	in mm	64, 65, 66, 67, 68, 69	1625, 1650, 1675, 1700, 1725, 1750
	15	Fork Length	Telescopic L x W x T	in mm	36, 37.4, 42, 45.3, 48, 54 x 5.9 x 2.25	915, 950, 1070, 1150, 1220, 1370 x 150 x 56
			Non-Telescopic L x W x T	in mm	30, 36, 37.4, 42, 45.3, 48 x 4 x 1.75	760, 915, 950, 1070, 1150, 1220, x 100 x 45
	16	Load Handler Length	Standard	in mm	23 or 27	585 or 685
			Optional	in mm	30, 33, 36, 39, 42, 45, 48, 51, 54	760, 840, 915, 990, 1070, 1143, 1220, 1295, 1370
	17	Outside Fork Spread	See Fork Spread Chart Below			
	18	Overall Length (With 23", 585 mm Load Handler)	"A" Battery Compartment	in mm	149.5	3800
			"B" Battery Compartment	in mm	152.9	3885
			"C" Battery Compartment	in mm	158.6	4030
"D" Battery Compartment			in mm	165.2	4195	
19	Headlength	"A" Battery Compartment	in mm	111.5	2835	
		"B" Battery Compartment	in mm	114.9	2920	
		"C" Battery Compartment	in mm	120.6	3065	
		"D" Battery Compartment	in mm	127.2	3230	
20	Wheelbase	"A" Battery Compartment	in mm	83.6	2125	
		"B" Battery Compartment	in mm	87.0	2210	
		"C" Battery Compartment	in mm	92.7	2355	
		"D" Battery Compartment	in mm	99.3	2525	
21	Width Across Guide Roller	.25" (6.35 mm) increments 1.25 – 8.75 (32 – 222) greater than OAW, Item 12				
27	Battery	See Battery Chart				
28	Brakes	Drive Unit Quantity	1			
		Brake Type	Mechanically Applied, Electrically Released			

\* Capacity at height will be subjected to derating. Consult the factory for exact values.

† A 2" (50 mm) bolt on platform extension is added to both sides of the platform.

†† Actual platform is 58" (1475 mm) wide with a 3" (75 mm) welded platform extension on each side. Resulting platform width is 64" (1625 mm).

TT Mast				Fork Spread					
17	Outside Fork Spread	Load Handler	Carriage Width	Telescopic			Non-Telescopic		
		23" – 54" (585 – 1370)	in mm	30	760	21.5 – 30	545 – 760	15 – 30	380 – 760
		29" – 54" (735 – 1370)	in mm	42	1065	33.5 – 42	850 – 1065	15 – 42	380 – 1065
		35" – 54" (890 – 1370)	in mm	54	1370	45.5 – 54	1155 – 1370	15 – 54	380 – 1370

# TSP 7000 Series

## Mast Charts

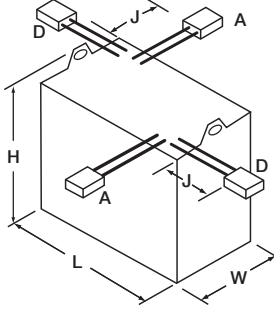
Lift Height (LH)		9						10				11		12	
		Free Lift TN*		Free Lift TF**		Free Lift TT**		Overall Collapsed Height TN/TF		Overall Collapsed Height TT		Extended Height (EH)		Minimum Overall Width	
in	mm	in	mm	in	mm	in	mm	in	mm	in	mm	in	mm	in	mm
193	4900	72	1825	na	na	na	na	118	3000	na	na	235	5970	48	1220
207	5255	72	1825	83	2105	na	na	125	3175	na	na	249	6325	48	1220
219	5560	72	1825	89	2260	na	na	131	3330	na	na	261	6630	48	1220
231	5865	72	1825	95	2410	73	1850	137	3480	115	2925	273	6935	48	1220
243	6170	72	1825	101	2565	77	1955	143	3635	119	3025	285	7240	48	1220
255	6475	72	1825	107	2715	81	2055	149	3785	123	3125	297	7545	48	1220
267	6780	72	1825	113	2870	85	2155	155	3940	127	3230	309	7850	48	1220
279	7085	72	1825	119	3020	89	2260	161	4090	131	3330	321	8155	48	1220
291	7390	72	1825	125	3175	93	2360	167	4245	135	3430	333	8460	48	1220
303	7695	72	1825	131	3325	97	2460	173	4395	139	3535	345	8765	48	1220
315	8000	72	1825	137	3475	101	2565	179	4550	143	3635	357	9070	48	1220
327	8305	72	1825	143	3630	105	2665	185	4700	147	3735	369	9375	48	1220
339	8610	72	1825	149	3780	109	2765	191	4855	151	3840	381	9680	48	1220
351	8915	72	1825	155	3935	113	2870	197	5005	155	3940	393	9985	48	1220
363	9220	72	1825	161	4085	117	2970	203	5160	159	4040	405	10,290	48	1220
375	9525	72	1825	167	4240	121	3070	209	5310	163	4140	417	10,595	48	1220
387	9830	72	1825	173	4390	125	3175	215	5465	167	4245	429	10,900	49	1245
399	10,135	72	1825	179	4545	129	3275	221	5615	171	4345	441	11,205	50	1270
411	10,435	72	1825	185	4695	133	3375	227	5770	175	4445	453	11,510	51	1295
423	10,740	72	1825	191	4850	137	3475	233	5920	179	4550	465	11,815	52	1320
435	11,045	72	1825	197	5000	141	3580	239	6075	183	4650	477	12,120	54	1370
447	11,350	72	1825	203	5155	145	3680	245	6225	187	4750	489	12,425	55	1395
459	11,655	72	1825	209	5305	149	3780	251	6380	191	4855	501	12,730	56	1420
471	11,960	72	1825			153	3885	257	6530	195	4955	513	13,035	58	1475
483	12,265	72	1825			157	3985	263	6685	199	5055	525	13,335	59	1500
495	12,570	72	1825			161	4085	269	6835	203	5160	537	13,640	61	1550
507	12,875					165	4190			207	5260	549	13,945	61	1550
519	13,180					169	4290			211	5360	561	14,250	62	1575
531	13,485					173	4390			215	5465	573	14,555	63	1600
543	13,790					181	4595			223	5665	585	14,860	63	1600
555	14,095					185	4695			227	5770	597	15,165	63	1600
567	14,400					189	4800			231	5870	609	15,470	63	1600
579	14,705					193	4900			235	5970	621	15,775	63	1600
591	15,010					197	5000			239	6075	633	16,080	63	1600
603	15,315					201	5105			243	6175	645	16,385	64	1625
615	15,620					209	5305			251	6380	657	16,690	64	1625
627	15,925					213	5410			255	6480	669	16,995	65	1650
639	16,230					217	5510			259	6580	681	17,300	66	1675
651	16,535					221	5610			263	6685	693	17,605	66	1675
663	16,840					225	5715			267	6785	705	17,910	67	1700
675	17,145					229	5815			271	6885	717	18,215	68	1725

\* Maximum fork height using auxillary lift only.

\*\*Maximum fork height with no collapsed height change.

# TSP 7000 Series

## 46 Batteries



\* Width is measured on the side of the battery with lifting hooks

		Voltage		Capacity (6 hr rate)		Number of Plates	Length Max		Width Max		Height Max		Minimum Weight		Maximum Weight	
		volts	amp-hrs	kw-hrs	in		mm	in	mm	in	mm	lb	kg	lb	kg	
80 Volt System	"A"	80	620	47.9	7 or 9	44.50	1130	24.69	627	31.00	787	2900	1315	3700	1680	
	"B"	80	775	59.9	9 or 11	44.50	1130	28.12	714	31.00	787	3260	1480	4500	2040	
	"C"	80	930	71.9	11 or 13	44.50	1130	33.75	857	31.00	787	3900	1770	5530	2510	
	"D"	80	1085	83.9	13 or 15	44.50	1130	40.31	1024	31.00	787	4560	2070	5960	2705	
72 Volt System	"B"	72 (36x2)	625-775	43.4- 53.9	11	44.50	1130	13.5 (x2)	343 (x2)	31.00	787	1630 (x2)	740 (x2)	2250 (x2)	1020 (x2)	
	"C"	72 (36x2)	600-930	41.7- 64.7	13	44.50	1130	16.25 (x2)	413 (x2)	31.00	787	1950 (x2)	885 (x2)	2765 (x2)	1255 (x2)	
	"D"	72 (36x2)	700-1085	48.6- 75.5	15	44.50	1130	19.56 (x2)	497 (x2)	31.00	787	2280 (x2)	1035 (x2)	2980 (x2)	1353 (x2)	

Connector Location / Length (J): A/15" (A/381mm) for all battery sizes except 80 Volt "D" Batteries require D/22" (D/559 mm).  
 Standard Connectors: All 80 Volt Batteries = SB350 Black, All 72 Volt Batteries = SB350 Gray.



**Crown Equipment Corporation**  
 New Bremen, Ohio 45869 USA  
**Tel** 419-629-2311  
**Fax** 419-629-3796  
 crown.com

You can count on Crown to build lift trucks designed for safe operation, but that's only part of the safety equation. Crown encourages safe operating practices through ongoing operator training, safety-focused supervision, maintenance and a safe working environment. Go to [crown.com](http://crown.com) and view our safety section to learn more.

Because Crown is continually improving its products, specifications are subject to change without notice.

Crown, the Crown logo, the color beige, the Momentum symbol, Access 1 2 3, InfoPoint, InfoLink, MoveControl, MonoLift and Work Assist are trademarks of Crown Equipment Corporation. Other trademarks are the property of their owners.

Copyright 2012 Crown Equipment Corporation  
 18763 01/12  
 Printed in U.S.A.